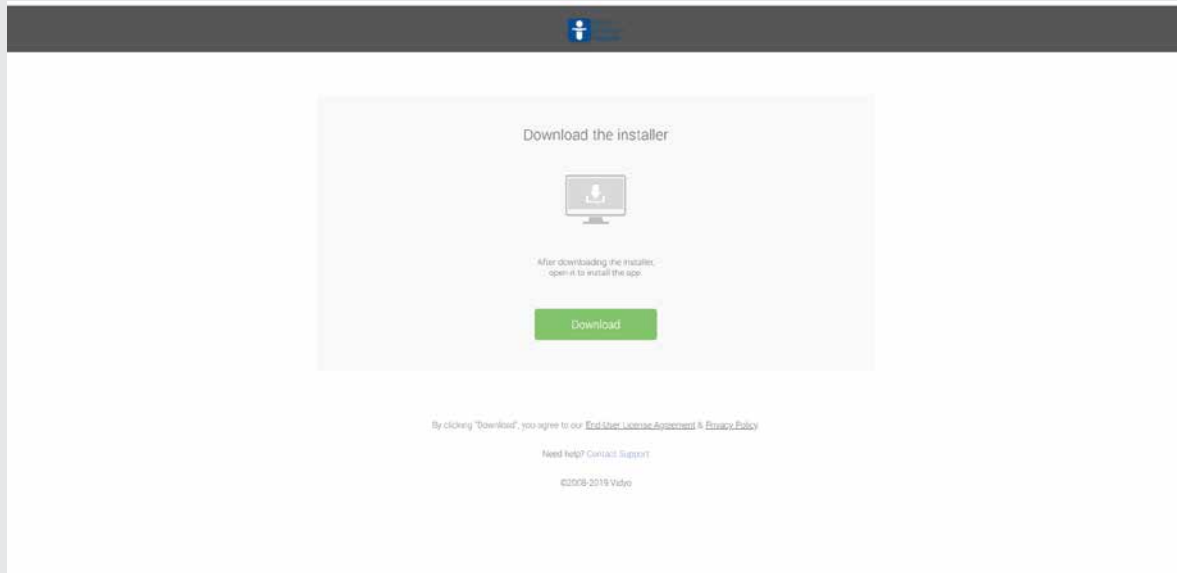


You'll MyChart

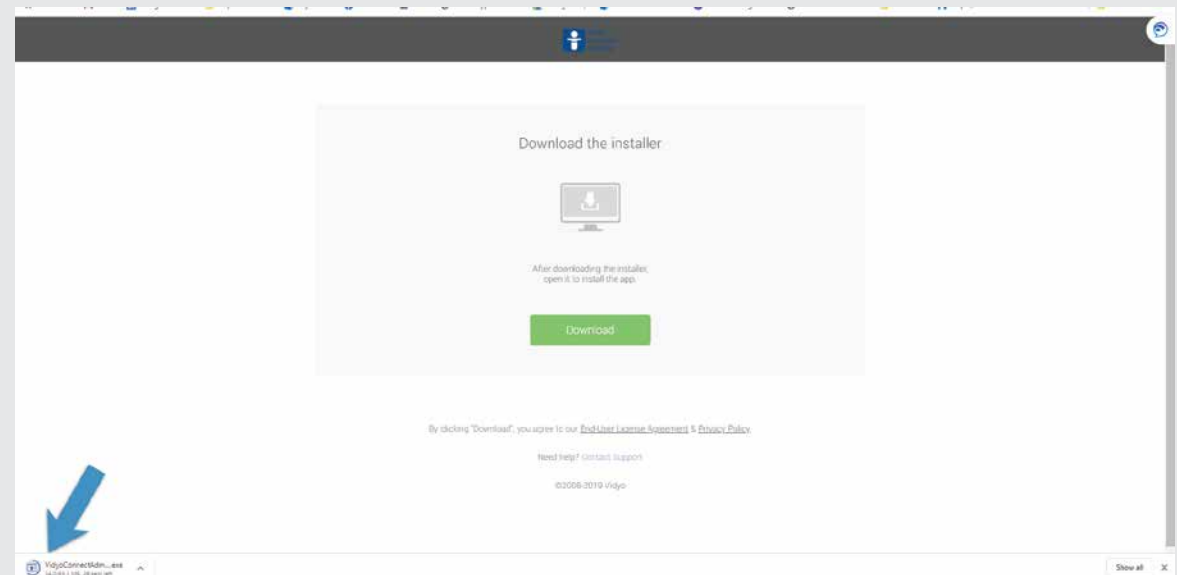
Telehealth Visit Desktop



1



2




If you are having trouble getting connected to your video visit, please call our MyChart Helpdesk at 330-543-4400.

You'll MyChart

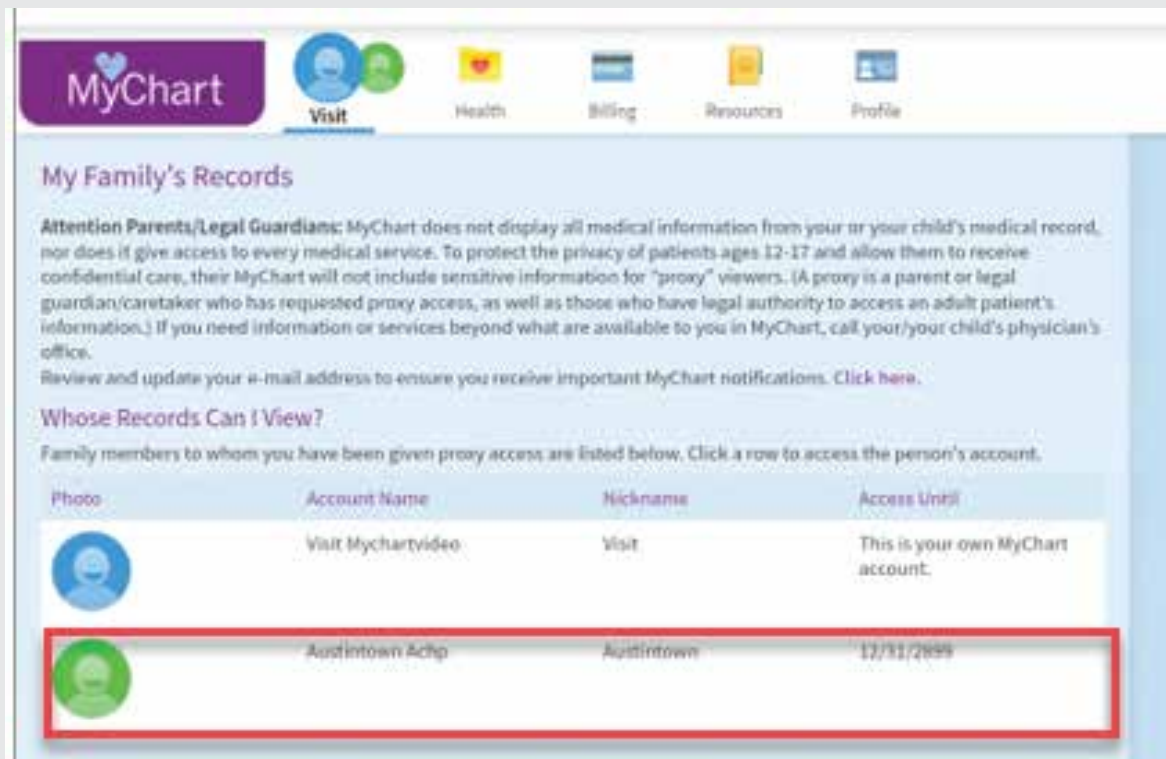
Telehealth Visit Desktop



3



4



If you are having trouble getting connected to your video visit, please call our MyChart Helpdesk at 330-543-4400.



You'll ♥ MyChart

Telehealth Visit Desktop



5

The screenshot shows the MyChart desktop interface for the 'Austintown' location. The navigation bar includes icons for Health, Visits, Messaging, Billing, Resources, and Profile. The 'Visits' menu is open, showing options for 'Appointments and Visits', 'Upcoming Tests and Procedures', and 'Schedule an Appointment'. A green button labeled 'SCHEDULE AN APPOINTMENT' is visible. Below the navigation, the 'Appointments and Visits (Austintown)' section is displayed. A dropdown menu shows 'Show: Upcoming and Past' and 'More Filter Options'. The 'Upcoming Visits' section for the 'Next 7 Days' features a card for an appointment on 'SEP 25 Fri' with 'EST MYCHART TELEHEALTH with Dr. N Nguyen'. The card includes a clock icon, 'Join by 4:30 PM EDT', 'Starts at 4:45 PM EDT', a doctor's profile picture, and a 'DETAILS' button. A green checkmark is in the bottom right corner.

6

The screenshot shows the 'Appointment Details (Austintown)' page. A green message box at the top says 'Thanks for Using PreCheck-In. The information you've submitted is now on file.' Below this, the appointment details for 'EST MYCHART TELEHEALTH with Dr. N Nguyen' are shown, including the date 'Friday September 25, 2020', 'Join by 4:30 PM EDT', and 'Starts at 4:45 PM EDT'. There is an 'Add to Calendar' button. A note states 'This appointment cannot be canceled online. To cancel, please call 330-543-2778.' The main section is titled 'It's time to start your video visit!' and contains two buttons: 'CONFIRM' and 'BEGIN VIDEO VISIT'. Below this, 'Visit Instructions' are provided, including a 'Prepare for your video visit' section with instructions for mobile devices and desktop computers, and a link to 'https://telehealth.vc.chmca.org/'. A 'VIEW FULL INSTRUCTIONS' button is at the bottom.

If you are having trouble getting connected to your video visit,
please call our MyChart Helpdesk at 330-543-4400.

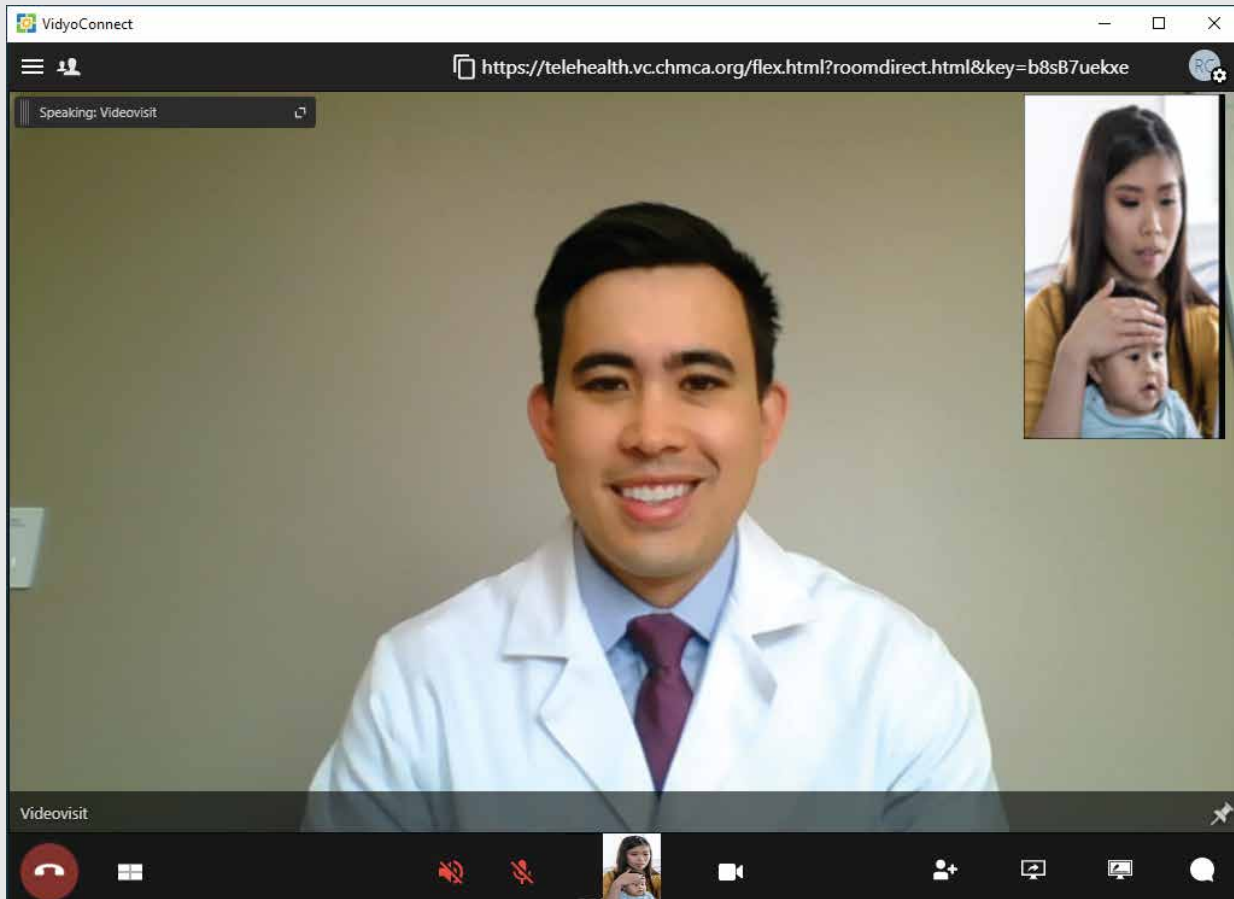


You'll  MyChart

Telehealth Visit Desktop



7



If you are having trouble getting connected to your video visit, please call our MyChart Helpdesk at 330-543-4400.

