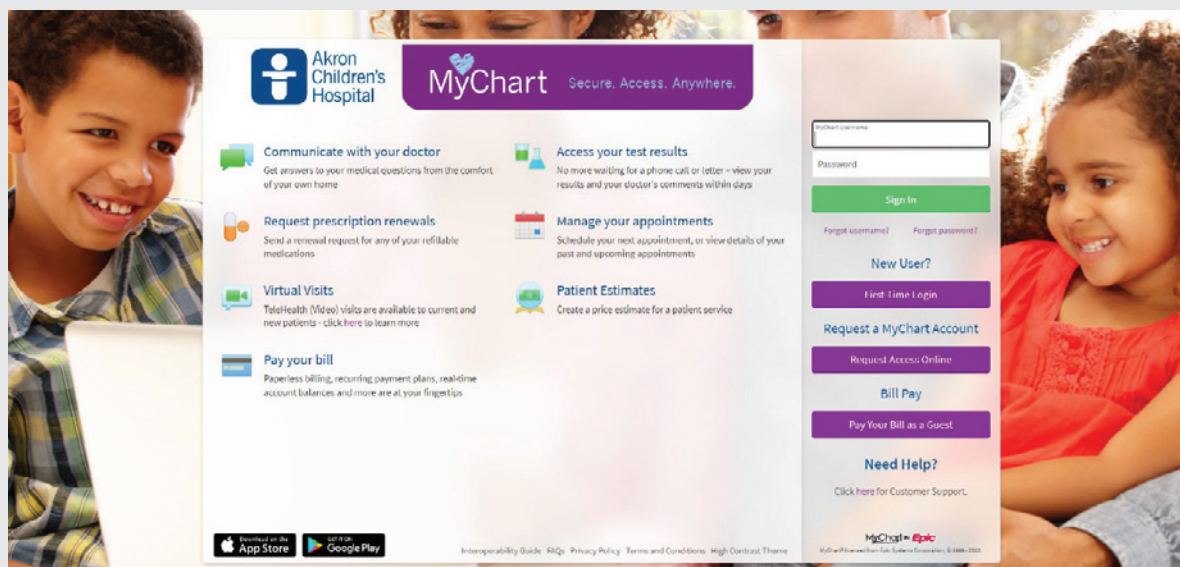


You'll ♥ MyChart

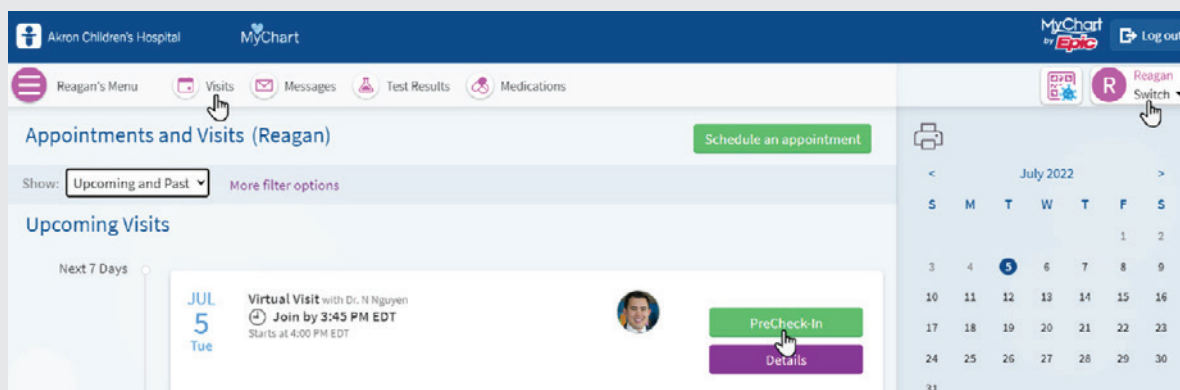
Telehealth Visit Desktop



1



2



If you are having trouble getting connected to your video visit,
please call our MyChart Helpdesk at 330-543-4400.



You'll ♥ MyChart

Telehealth Visit Desktop



3

The screenshot shows the MyChart desktop interface for a virtual visit. At the top, there's a navigation bar with icons for 'Reagan's Menu', 'Visits', 'Messages', 'Test Results', and 'Medications'. Below this, the page is titled 'Appointment Details (Reagan)'. A yellow banner at the top of the appointment details section states 'PreCheck-In Required' with the instruction 'You must complete PreCheck-In before joining the video visit.' and a green 'Start PreCheck-In' button. The main content area is divided into two columns. The left column features a profile picture of Dr. N. Nguyen, the text 'Virtual Visit with Dr. N. Nguyen', and several icons with labels: a video camera icon for 'This is a video visit', a clock icon for 'Tuesday July 05, 2022' with 'Join by 3:45 PM EDT' and 'Starts at 4:00 PM EDT', a calendar icon for 'Add to calendar', and a group of people icon for 'Manage who will participate in this video visit' with a link 'View and invite participants'. At the bottom of this column, it says 'This appointment cannot be canceled online. To cancel, please call 330-543-2778.' The right column is titled 'Get ready for your visit!' and contains a 'Join video visit' button, a 'Confirm' button, and instructions: 'Once PreCheck-In is complete, start your video visit with the button.' and 'Let staff know you don't need a reminder call.' Below this, there's a link 'Get on the wait list' and a section titled 'Visit Instructions' with the heading 'Let's get ready for your telehealth visit!'. It lists three steps: 1) Download the MyChart app, 2) Make sure your webcam is set up and ready to go, and 3) Make sure you can log into MyChart. At the bottom of the right column, it says 'Click the link below or paste the URL into a browser for more information.' followed by the URL 'https://bit.ly/3l8GTwP'. There's also a section for 'Helpful links for download' with a 'View full instructions' button and a link to 'https://pages/MyChart.html'.

If you are having trouble getting connected to your video visit,
please call our MyChart Helpdesk at 330-543-4400.

You'll ♥ MyChart

Telehealth Visit Desktop



4

Reagan's Menu Visits Messages Test Results Medications

Appointment Details (Reagan)

Ready to begin video visit
We're ready for you! Begin the video visit, and your provider will be with you shortly.

Virtual Visit with Dr. N. Nguyen

This is a video visit

Tuesday July 05, 2022
Join by 3:45 PM EDT ⓘ
Starts at 4:00 PM EDT
[Add to calendar](#)

This appointment cannot be canceled online. To cancel, please call 330-543-2778.

It's time to start your video visit!

[Join video visit](#)

When you are ready to talk to your doctor, click the button.

[Confirm](#)

Let staff know you don't need a reminder call.

Visit Instructions

Let's get ready for your telehealth visit!

Three easy steps to get ready for your telehealth visit:

- 1) Download the MyChart app
- 2) Make sure your webcam is set up and ready to go
- 3) Make sure you can log into MyChart

Click the link below or paste the URL into a browser for more information.
<https://bit.ly/318GTwP>

Helpful links for download
[View full instructions](#)
<https://www.aakids.org/pages/MyChart.html>

5

Epic Telehealth

Hardware Test: Success
You're ready for your video call.

- Camera: HP HD Camera (344x720p) [ON]
- Background Effects: [OFF]
- Microphone: Microphone (Live Streamer CAM313 Microphone) (344x720p) [ON]
- Speaker: Speakers (Realtek(R) Audio) [Test Speaker]

Display Name: Reagan

[Join Call](#)

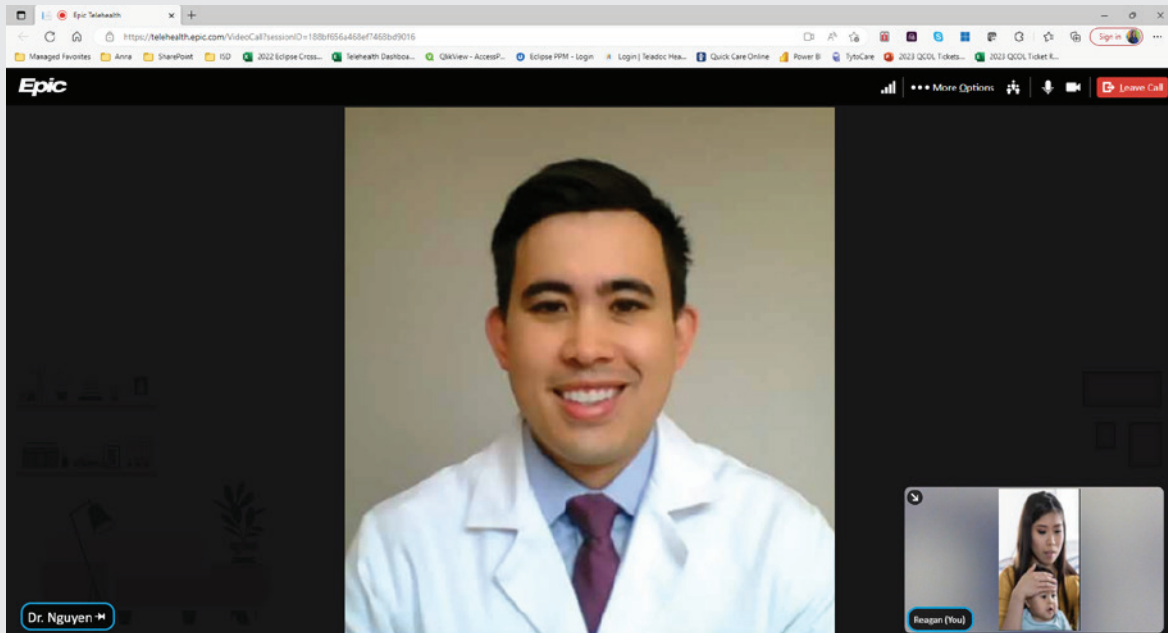
If you are having trouble getting connected to your video visit, please call our MyChart Helpdesk at 330-543-4400.

You'll MyChart

Telehealth Visit Desktop



6



If you are having trouble getting connected to your video visit, please call our MyChart Helpdesk at 330-543-4400.

