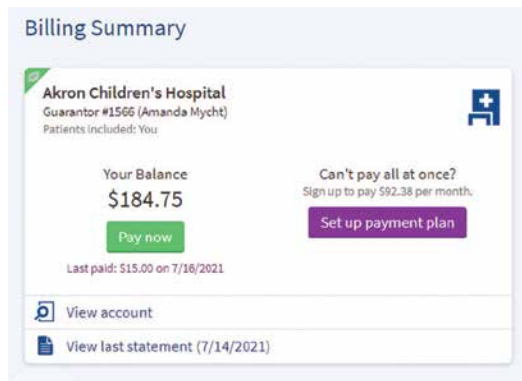


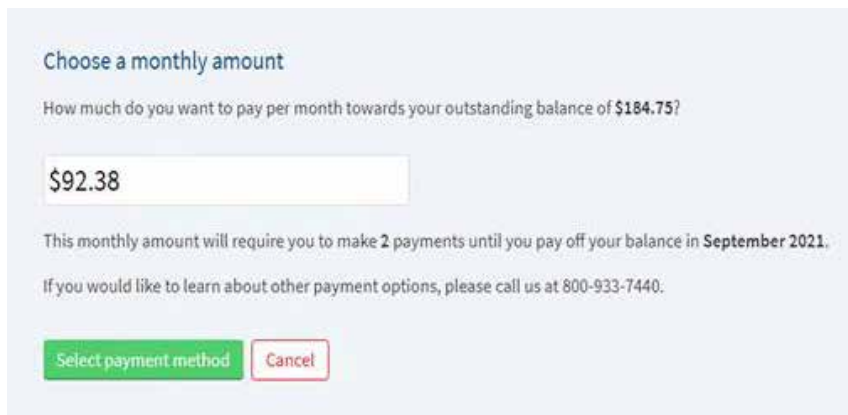
# How to Set Up a Payment Plan in MyChart



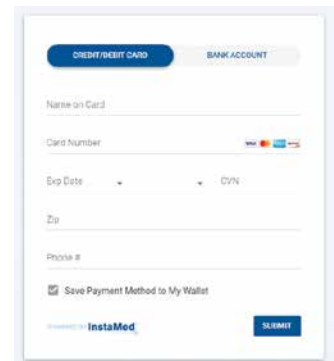
To set up a recurring payment plan, do the following:

1. Log into your MyChart account at [mychart.akronchildrens.org](http://mychart.akronchildrens.org).
2. Click on *Your Menu* (upper left corner of the page).
3. Click on *Billing Summary* under the *Billing* section of the *Your Menu* page.
4. Click on *Set Up Payment Plan*.

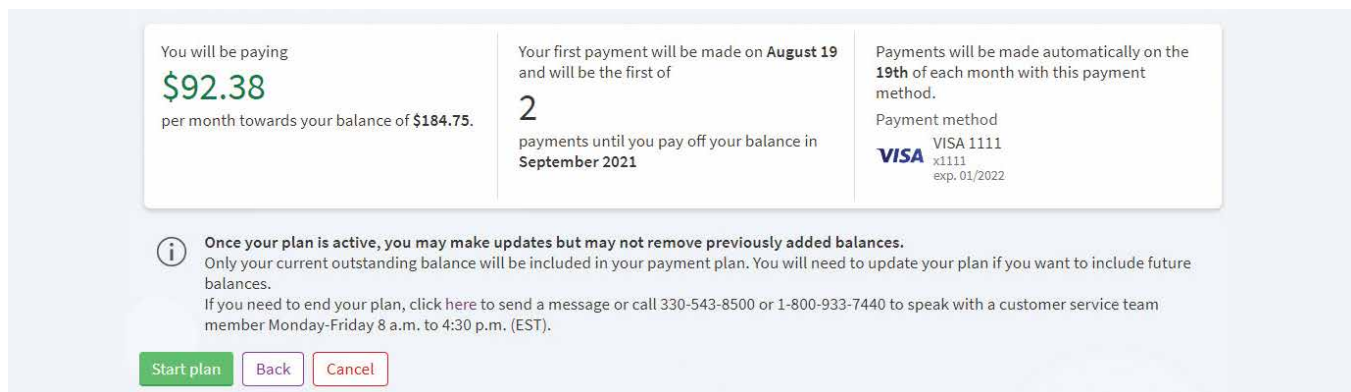
5. Complete the information, then click on *Select Payment Method*.



6. Enter your payment information. You can use a credit/debit card or bank account.



7. Confirm your payment plan. You will see a confirmation page with your new payment plan details.



**Go to [mychart.akronchildrens.org](http://mychart.akronchildrens.org) to get started today!**

For questions about your bill, call customer service at 1-800-933-7440. For all other MyChart questions, call 330-543-4400. Visit [akronchildrens.org/billing](http://akronchildrens.org/billing) for more information.

